

MT-243008/NRH

865 - 870 MHz, 8.5 dBic, Reader Antenna



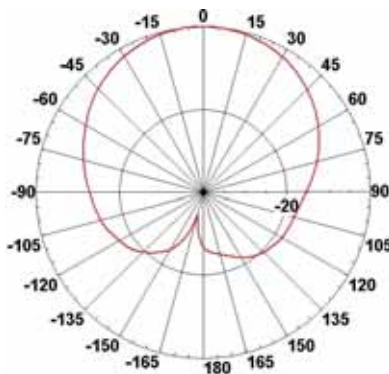
Specifications

MTI PART NUMBER		MT-243008/NRH		
ELECTRICAL				
FREQUENCY RANGE	865 - 870 MHz			
GAIN	8.5 dBic (min)			
VSWR	1.3:1 (typ) 1.4:1 (max)			
AZIMUTH 3 dB BEAMWIDTH	60° (typ)			
ELEVATION 3 dB BEAMWIDTH	65° (typ)			
POLARIZATION	TWO RHCP *See other Existing Antenna Versions below			
SIDELOBES LEVEL @ ±90°	-12 dB (max)			
AXIAL RATIO AT BORESIGHT	2.5 dB (max) 1.5 dB (typ)			
PORT TO PORT ISOLATION	-40 dB (min)			
F/B RATIO	-20 dB (max)			
INPUT IMPEDANCE	50 (Ohm)			
INPUT POWER	6 W (max)			
LIGHTNING PROTECTION	DC Grounded			
MECHANICAL				
DIMENSIONS (LxWxD)	536x360x26 mm			
ORIENTATION	Rectangular			
WEIGHT	2.0 kg (max)			
CONNECTOR	2 X N - type			
RADOME	Plastic UV Resistant per ETSI 300			
BASE PLATE	Aluminum with chemical conversion coating			
OUTLINE DRAWING	See page 2			
MOUNTING KIT	MT-120018			
ENVIRONMENTAL				
TEST	STANDARD	DURATION	TEMPERATURE	NOTES
TEMPERATURE	IEC 68-2-1/2	72 h	-55°C to +71°C	-
TEMP. CYCLING	IEC 68-2-14	1 h	-45°C +70°C	3 Cycles
THERMAL SHOCK NON-OPER.			-30°C to +70°C	Ramp 30°C/min
HUMIDITY	ETSI EN300-2-4 T4.1E	144 h	-	95%
WATER TIGHTNESS*	IEC 529	-	-	IP54
DUST RESISTANCE*				IP54
SOLAR RADIATION	ASTM G53	1000 h	-	-
OZONE RESISTANCE	ETSI 300			
FLAMMABILITY	UL 94	-	-	Class HB
QUASI RANDOM VIBRATION				20g rms for 4 hours
VEHICLE VIBRATION OPERATING	1g rms, 10-500 Hz, in 3 axis	6 hours total, 2 hr in each axis. Accelerated wear - an additional 50hrs in worst case axis.		
MECHANICAL SHOCK OPERATING	10g, 11 msec, half sine pulse			

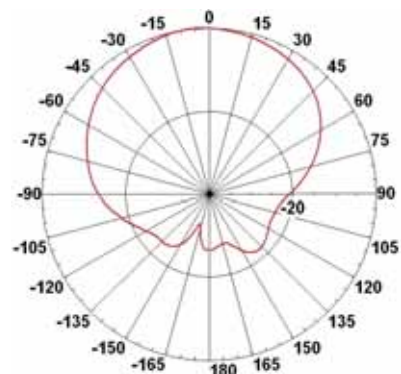
MT-243008/NRH

865 - 870 MHz, 8.5 dBic, Reader Antenna

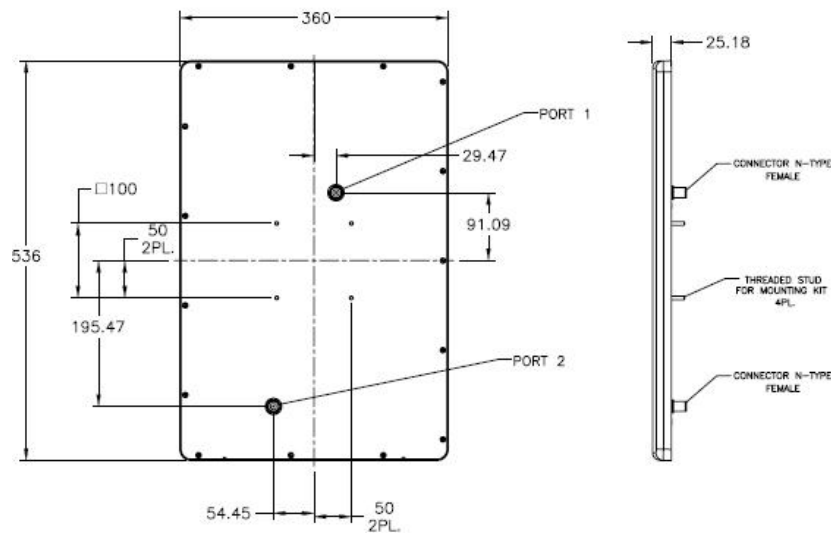
Azimuth Radiation Pattern
 Midband Freq. 0.867 GHz



Elevation Radiation Pattern
 Midband Freq. 0.867 GHz



Dimensions [mm]



Existing Antenna Versions

MT-243008/NRLH	Polarization: RHCP+LHCP
	* IP 67 AVAILABLE UPON REQUEST

MTI Wireless Edge is certified according to ISO 9001 and ISO 14001.

WAIVER!
 While the information contained in this document has been carefully compiled to the best of our present knowledge, it is not intended as presentation or warranty of any kind on our part regarding the fitness of the products concerned for any particular use or purpose and neither shall any statement contained herein be construed as a recommendation to infringe any industrial property rights or as a license to use any such rights. The fitness of each product for any particular purpose must be checked beforehand with our specialists.

MTI Wireless Edge Ltd.
 11 Hamelacha St.
 Afek Industrial Park
 Rosh Ha'ayin 48091, Israel
 Tel: +972-3-9008900
 Fax: +972-3-9008901
www.mtiwe.com